

LIST PRICING &
PRODUCT SPECIFICATIONS
Effective November 1, 2021



WOLF HOME PRODUCTS®

BATH

WOLF VANITY TOPS

From durable and beautiful Quartz, Natural Granite and Solid Surface to value-priced Cultured Marble, the Wolf Vanity Top program offers incredible flexibility and value to your customers.

At Wolf Home Products, we stand behind every product we sell. And you can count on Wolf to provide you with everything you need to be successful — before, during and after the sale.

QUARTZ VANITY TOPS

Quartz is in demand because it offers the ideal combination of classic beauty and practicality. Resistant to stains and moisture, surprisingly affordable, extremely durable and easy to maintain, Quartz is created by mixing ground natural quartz with polymer resins for a finish that looks just like natural stone.

- Undermount rectangle or oval bowl installed
- Variety of bowl sizes and colors available

- Five decorative profile options – Eased edge is standard
- Pre-drilled faucet holes with multiple configurations
- 2cm (3/4") thickness standard with a 3cm (1 1/4") thickness option
- Quick Ship and Special Order tops available
- Decorative curves and bump-outs available



NATURAL GRANITE VANITY TOPS

The hardest of all natural stone materials, Natural Granite fits any decor from classic to contemporary and resists stains, scratches and heat. Every piece is an original, since the color and crystalline structure of granite vary depending on the amount and mix of natural elements it contains.

*Sealing Natural Granite within 30 days of install and every year after is highly recommended.

- Undermount rectangle or oval bowl installed
- Variety of bowl sizes and colors available
- Pre-drilled faucet holes with multiple configurations
- Five decorative profile options - Eased edge is standard
- Decorative curves and bump-outs available
- 2cm (3/4") thickness standard with a 3cm (1 1/4") thickness option
- Quick Ship and Special Order tops available



SOLID SURFACE VANITY TOPS

Solid Surface vanity tops are contemporary, long-lasting and easy to maintain. The non-porous surface is moisture, bacteria and stain resistant and provides a seamless look, no matter how large the space. Integral sinks can be joined to the counter, eliminating seams where moisture or mold could hide.

- Integral and undermount, rectangle or oval bowls available
- Wide variety of colors available
- Pre-drilled faucet holes with multiple configurations
- 1" deck thickness, 1/2" backsplash thickness
- Special Order only
- Decorative curves and bump-outs available



SPECIAL ORDER CULTURED MARBLE VANITY TOPS

Special order Cultured Marble tops combine smooth, seamless lines with first-quality construction. Available in a wide array of colors and finishes, these tops are customizable to fit any space and achieve the custom look you want.

- Integral and undermount, rectangle or oval bowls available
- All-in-one design for easy cleaning

- Wear resistant topcoat provides durability and long lasting beauty
- Custom sizes and configurations
- Pre-drilled faucet holes with multiple configurations
- ADA compliant tops available
- 3/4" thickness
- Special Order only



QUICK SHIP CULTURED MARBLE VANITY TOPS

Quick Ship Cultured Marble is attractive and cost-effective, making it a great choice for budget-conscious homeowners. This remarkable surface material is produced from limestone granules — the same mineral that forms natural marble.

Choose from three popular neutral colors to immediately enhance any traditional or modern bath decor.

- Integral recess oval or flush rectangle bowls available
- All-in-one design for easy cleaning
- Wear-resistant topcoat provides durability and lasting beauty
- Pre-drilled faucet holes
- 3/4" thickness
- Faucet drilling: 1 5/8" diameter; drain neck length approximately 1 1/2"
- Available in Quick Ship sizes only



UNDERMOUNT BOWLS - IN STOCK FINISH AND STYLE CODE

QUARTZ	Ocean Grey	Q-1002
	Carrara Verla	Q-3009
	Stormy Grey	Q-3011
	Tempest Carrara	Q-1007
NATURAL GRANITE	Meteorite	903
	Tiger Skin	904
	Wheat	902

INTEGRAL BOWLS - IN STOCK FINISH AND STYLE CODE

QUICK SHIP CULTURED MARBLE	Cloud White	101
	Cotton White	100
	Linen	102

NOTE: When using a custom size Flush Rectangular bowl refer to the Wave bowl.

Quartz Undermount Large Oval or Rectangle



Natural Granite Undermount Large Oval or Rectangle



Quick Ship Cultured Marble Integral Recessed Oval / Flush Rectangle



	QUARTZ			NATURAL GRANITE			CULTURED MARBLE			
	Ocean Grey	Carrara Verla Tempest Carrara	Stormy Grey	Meteorite Tiger Skin White Wheat	Wheat	Meteorite Tiger Skin White Wheat	Cloud White Cotton White Linen	Cloud White Cotton White		
Bowl Type	Undermount			Undermount			Integral			
Bowl Shape	Oval or Rectangle			Oval		Rectangle	Recessed Oval	Flush Rectangle		
Bowl Color	White			White	Biscuit	White	NA	NA		
Drilling	8" ST			4" CC or 8" ST		8" ST	4" CC	4" CC	8" ST	
Top Size (Length/Depth), Bowl Description and List Price	1917 Center Bowl						125			
	2519 Center Bowl						155			
	3119 Center Bowl						187			
	3719 Center Bowl						209			
	2522 Center Bowl	700	743	838	410	410	410	188	188	
	3122 Center Bowl	796	860	965	429	429	429	199	199	199
	3722 Center Bowl	881	965	1083	474	474	474	239	239	239
	4322 Center Bowl							279	279	279
	4922 Center Bowl	1061	1168	1327	638	638	638	331	331	331
	6122 Center Bowl	1232	1370	1581	773	773	773	447	447	447
	6122 DB30 (LR15)	1562	1700	1911	1043	1043	1043	472	472	472
	6122 DB36 (LR12)	1562	1700	1911	1043	1043	1043	472	472	472
	7322 DB42 (LR15)							619	619	619
	7322 DB48 (LR12) Cotton White Only							619	619	619
19" Endsplash							36	36	36	
22" Endsplash	84	102	129	48	48	48	36	36	36	

Large orders of in stock items may require longer lead time depending on quantity.

QUICK SHIP CULTURED MARBLE - STOCK BOWL AND TOP SPECIFICATIONS

RECESSED OVAL - RCO	Inside Bowl Size			Recess Size		RECTANGLE					
	L	W	D	L	W	L	W	D	L	W	
Recessed Oval 22" Top	16 ³ / ₄ "	11 ³ / ₄ "	5 ¹ / ₂ "	18"	22 ¹ / ₂ "	Rectangle 22" Top	18 ³ / ₈ "	13"	5 ¹ / ₂ "	NA	NA
Recessed Oval 19" Top	16 ⁵ / ₈ "	11 ¹ / ₂ "	5"	16 ¹ / ₄ "	21 ¹ / ₂ "	Rectangle 19" Top	Not Available				
Recessed Oval 17" Top	15 ¹ / ₁₆ "	10 ¹ / ₄ "	5"	17"	14 ⁷ / ₈ "	Rectangle 17" Top	Not Available				

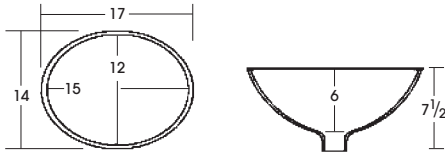
IN STOCK: Cultured marble backsplash and end splash height is approximately 4".

Important Notice: Quick Ship Cultured Marble is NOT manufactured with the same material as our standard Cultured Marble program. Therefore, we do not recommend mixing products NOT between these programs when using tops in the same room.

BOWL OPTIONS – UNDERMOUNT AND INTEGRAL

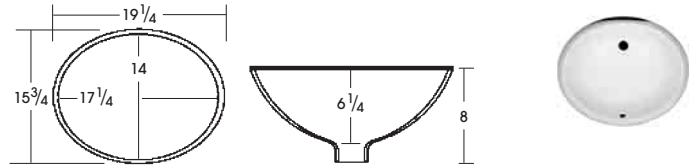
UNDERMOUNT BOWLS – QUARTZ • NATURAL GRANITE • SOLID SURFACE • CULTURED MARBLE

SMALL OVAL UNDERMOUNT CHINA BOWL



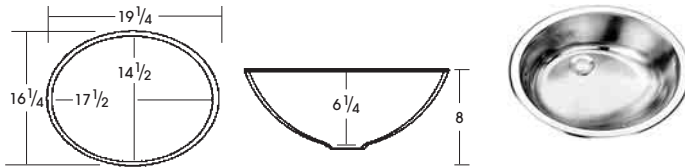
- Minimum top depth: 19¹/₄"
- White, Biscuit or Black

LARGE OVAL UNDERMOUNT CHINA BOWL



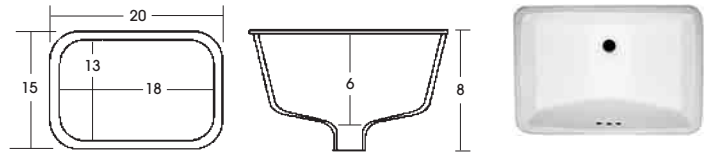
- Minimum top depth: 22¹/₄"
- White, Biscuit or Black

LARGE OVAL UNDERMOUNT STAINLESS STEEL BOWL



- Minimum top depth: 22¹/₄"
- Stainless Steel thickness: 18 gauge

RECTANGLE UNDERMOUNT CHINA BOWL



- Minimum top depth: 22¹/₄"
- White or Biscuit

BOWLS SOLD SEPARATELY LIST PRICES (WITHOUT TOP)

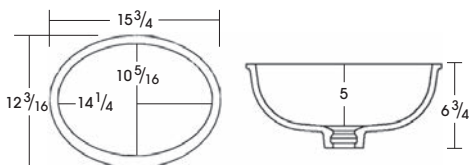
Description	White	Biscuit	Black	Stainless Steel
Oval Undermount Bowl - Small	91	91	91	NA
Oval Undermount Bowl - Large	91	91	91	218
Rectangle Undermount	159	159	NA	NA

NOTE:

All Undermount bowls have an overflow

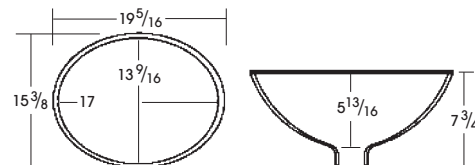
INTEGRAL BOWLS – SOLID SURFACE

SMALL OVAL INTEGRAL SOLID SURFACE BOWL



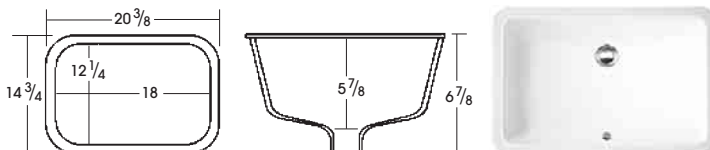
- Minimum top depth: 19¹/₄"
- White or Biscuit

LARGE OVAL INTEGRAL SOLID SURFACE BOWL



- Minimum top depth: 22¹/₄"
- White or Biscuit

RECTANGLE INTEGRAL SOLID SURFACE BOWL



- Minimum top depth: 22¹/₄"
- White or Biscuit

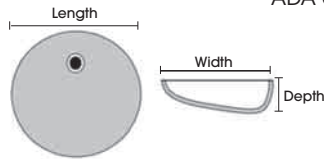
NOTE:

All Integral bowls have an overflow

BOWL OPTIONS – INTEGRAL

INTEGRAL BOWLS – CULTURED MARBLE

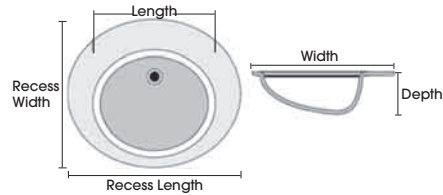
STANDARD – O			
Top Depth	Bowl Size		
	Length	Width	Depth
22"	17"	13 ⁵ / ₈ "	5 ¹ / ₂ "
19"	15 ¹ / ₄ "	11 ³ / ₄ "	5 ⁵ / ₈ "
17"	15 ⁵ / ₁₆ "	10 ⁹ / ₁₆ "	6"



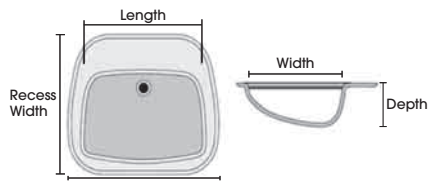
ADA option available
Refer to Note 1

22" Standard Oval bowl available ADA compliant
When ordering, add "-ADA" to end of item code

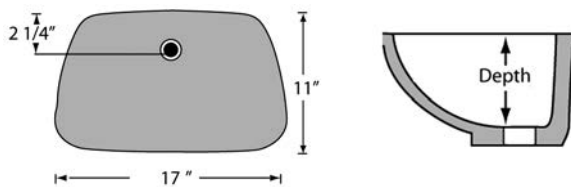
RECESSED OVAL – RCO					
Top Depth	Bowl Size			Recess Size	
	Length	Width	Depth	Length	Width
22"	17 ³ / ₈ "	12 ¹ / ₈ "	6"	23"	18 ¹ / ₄ "
19"	15 ⁵ / ₈ "	10 ⁵ / ₁₆ "	6"	21 ¹ / ₄ "	16 ⁵ / ₈ "



RECESSED SQUARE – RCR					
Top Depth	Bowl Size			Recess Size	
	Length	Width	Depth	Length	Width
22"	17 ³ / ₄ "	11 ¹ / ₂ "	7 ¹ / ₈ "	22 ¹ / ₂ "	18 ¹ / ₄ "
19"	16"	10 ¹ / ₄ "	7"	19 ¹ / ₂ "	16"



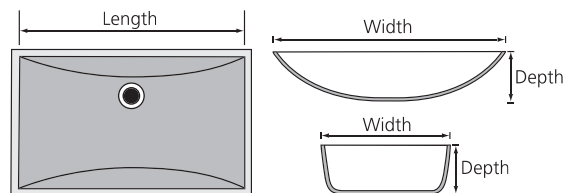
FLUSH RECTANGLE – FR			
Top Depth	Bowl Size		
	Length	Width	Depth
22"	17"	11"	6 ¹ / ₂ "
19"	17"	11"	6 ¹ / ₂ "



ADA option available
Refer to Note 1

22" Rectangle bowl available ADA compliant
When ordering, add "-ADA" to end of item code

WAVE BOWL – W			
Top Depth	Bowl Size		
	Length	Width	Depth
22"	20 ¹ / ₄ "	12"	6"
19"	17 ¹ / ₄ "	10"	5 ¹ / ₄ "

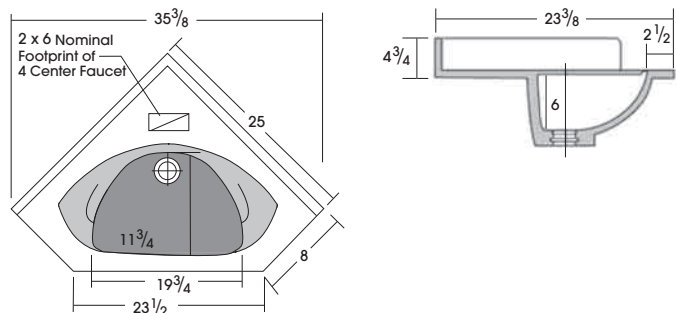


Refer to Note 1

NOTES:

1. Flush Rectangle, Wave and ADA Bowls are available as custom tops only
2. To enhance measurement accuracy, tops should have one or no finished ends
3. Integral Cultured Marble bowls have an overflow

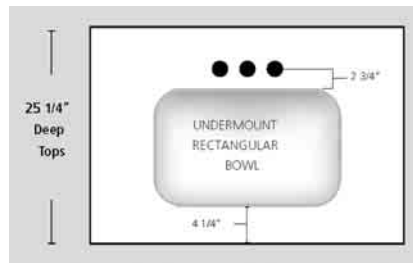
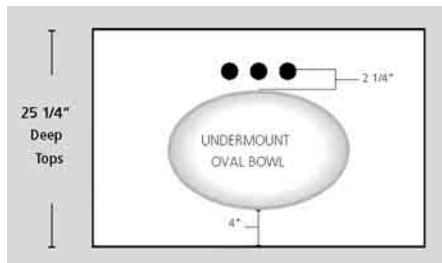
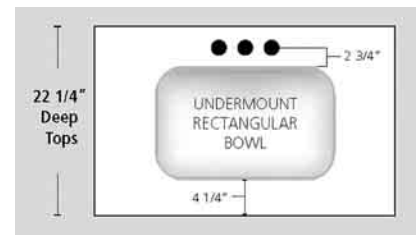
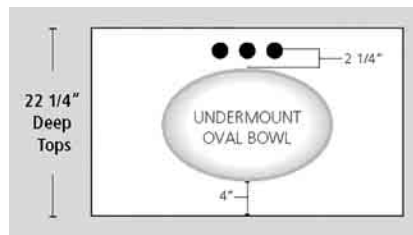
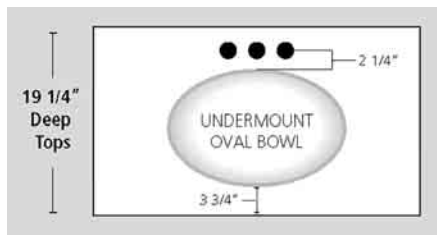
25" CORNER TOP



Corner tops are also available in spray granite and onyx.
25" Corner tops can not be made with an overflow.

TOP OPTIONS – STANDARD • CUSTOM • QUOTE

STANDARD DEPTHS AND DRILLING LOCATIONS



BOWL CUT-OUT MEASUREMENTS

Undermount Bowl	Width	Depth
Small Oval	14 1/4"	10 7/8"
Large Oval	16"	13"
Rectangle	17 3/4"	11 7/8"

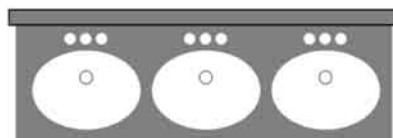
NOTE:

All faucet holes are 1 3/8" diameter

CUSTOM TOPS



Offset Bowl



Extra Bowls



Wing Over



Radius Corners

AVAILABLE BY QUOTE

- Wing over and cut backs
- Clipped corner, radius corner and full radius
- Special shape and angle cuts
- Bump-out (variable depths)
- Non-standard depths
- Custom Cutout (template required)

AVAILABLE FINISH AND STYLE CODE

Carrara Verita	Q-3009	Iceberg	Q-3010	Porcelain White	Q-3007	Terra Grey	Q-3012
Copper Sand	Q-3013	Ocean Grey	Q-1002	Stormy Grey	Q-3011	Toast	Q-3008
Grey Pearl	Q-3006	Polar White	Q-3001	Tempest Carrara	Q-1007	White Pearl	Q-3003

STANDARD QUARTZ SIZES

- 19¹/₄" deep tops include small oval bowl (white or biscuit); rectangle bowl not available
- 22¹/₄" deep tops include large oval bowl (white, biscuit or black) or rectangle (white or biscuit)
- To order 22¹/₄" top with small bowl, see custom section
- 3/4" deck surface standard; 1¹/₄" thickness available as custom
- Faucet drilling: Single 1³/₈" diameter, 4" center or 8" center (8" contoured available on oval bowl only)
- Eased edge profile – front, left and right sides
- Matching 4" loose backsplash
- Tops over 61" must ship with bowls installed for stability

Length x Depth	Iceberg Ocean Grey Polar White	Carrara Verita Porcelain White Tempest Carrara Terra Grey Toast	Grey Pearl Stormy Grey	Copper Sand White Pearl
25" x 19 ¹ / ₄ "	700	743	838	965
31" x 19 ¹ / ₄ "	796	860	965	1116
37" x 19 ¹ / ₄ "	881	965	1083	1264
49" x 19 ¹ / ₄ "	1061	1168	1327	1562
25" x 22 ¹ / ₄ "	700	743	838	965
31" x 22 ¹ / ₄ "	796	860	965	1116
37" x 22 ¹ / ₄ "	881	965	1083	1264
43" x 22 ¹ / ₄ "	965	1072	1210	1412
49" x 22 ¹ / ₄ "	1061	1168	1327	1562
61" x 22 ¹ / ₄ "**	1232	1370	1581	1868
61" x 22 ¹ / ₄ " DB30 (LR15)	1562	1700	1911	2197
61" x 22 ¹ / ₄ " DB36 (LR12)	1562	1700	1911	2197
73" x 22 ¹ / ₄ " DB36 (LR18)	1742	1911	2155	2494
73" x 22 ¹ / ₄ " DB42 (LR15)	1742	1911	2155	2494
END SPLASH – 19¹/₄" and 22¹/₄"				
Universal End Splash	84	102	129	149

CUSTOM QUARTZ SIZES

- Available in 19¹/₄" and 22¹/₄" depths
- Oval (white, biscuit, black or stainless steel) and Rectangle (white and biscuit) bowls available
- Matching 4" loose backsplash
- Flat decks and blanks available
- Custom fabricated sink cutouts with bowl placement
- Decorative curves, radius and bump-outs require a quote
- Tops over 61" must ship with bowls installed for stability
- Backsplash will be 1¹/₄" thick with 1¹/₄" thickness option

3cm (1¹/₄") THICKNESS OPTION

Add 30% to total list

CUSTOM – Depth up to (25¹/₄")

Add 20% to total list

STANDARD CUTOUTS AND UNDERMOUNT BOWLS INSTALLED

Oval bowl (white/biscuit)	330	Rectangle bowl (white/biscuit)	404
Oval bowl (black)	330	Oval bowl (stainless steel)	483

STANDARD END – PRICE PER END OR BACK EDGE

Cut Edge (unfinished ends)	NO CHARGE	Standard Eased Edge (polished end)	85
Standard Eased Edge (polished long back edge)		57" long or less	66
		Greater than 57" (lineal inch)	0.96

PROFILE OPTIONS – NON STANDARD

Finished End (19 ¹ / ₄ ", 22 ¹ / ₄ ")	106	Profiled rectangle cutout	519
Profiled oval cutout	477	Profiled front edge (lineal inch)	4.26

Length x Depth	Iceberg Ocean Grey Polar White	Carrara Verita Porcelain White Tempest Carrara Terra Grey Toast	Grey Pearl Stormy Grey	Copper Sand White Pearl
Length up to 25"	372	435	510	636
Length up to 31"	468	531	636	786
Length up to 37"	552	636	755	935
Length up to 43"	636	743	881	1083
Length up to 49"	732	838	997	1232
Length up to 55"	817	945	1126	1391
Length up to 61"	902	1039	1253	1540
Length up to 67"	987	1145	1370	1687
Length up to 73"	1083	1253	1498	1837
Length up to 79"	1168	1348	1613	1984
Length up to 85"	1253	1454	1742	2146
Length over 85"	Quote Only			
CUSTOM – 4" SPLASH MATERIAL				
Lineal Inch	4	5	5	6
SPLASH MATERIAL – CUSTOM END OPTION – EASED EDGE				
4" High or Less	16	16	16	16
Greater than 4" to 12" High	59	59	59	59
Greater than 12" High	85	85	85	85
CUSTOM – FLATWORK				
Square Inch	1.08	1.22	1.42	1.60



AVAILABLE FINISH AND STYLE CODE

Absolute Black	952	Luna Bai	9602	Rio Roca	9603	Ubatuba	953
Burlywood	901	Marron Desert	9601	Sandstorm	9605	Venice Gold	9604
Elysian	9403	Meteorite	903	Tiger Skin White	904	Wheat	902

STANDARD NATURAL GRANITE SIZES

- 19 1/4" deep tops include small oval bowl (white or biscuit); rectangle bowl not available
- 22 1/4" deep tops include large oval bowl (white, biscuit or black) or rectangle (white or biscuit)
- To order 22 1/4" top with small bowl, see custom section
- 3/4" thick pre-sealed deck surface standard; 1 1/4" thickness available as custom
- Faucet drilling: Single 1 3/8" diameter, 4" center or 8" center (8" contoured available on oval bowl only)
- Eased edge profile – front, left and right sides
- Matching 4" loose backsplash
- Tops over 61" must ship with bowls installed for stability

Length x Depth	Burlywood Meteorite Tiger Skin White Wheat	Elysian Rio Roca Ubatuba	Absolute Black Luna Bai Marron Desert Sandstorm Venice Gold
25" x 19 1/4"	387	577	613
31" x 19 1/4"	410	650	700
37" x 19 1/4"	452	711	798
49" x 19 1/4"	650	932	1080
25" x 22 1/4"	410	613	663
31" x 22 1/4"	429	687	761
37" x 22 1/4"	474	761	870
43" x 22 1/4"	601	847	969
49" x 22 1/4"	638	921	1066
61" x 22 1/4" **	773	1102	1299
61" x 22 1/4" DB30 (LR15)	1043	1435	1607
61" x 22 1/4" DB36 (LR12)	1043	1435	1607
73" x 22 1/4" DB36 (LR18)	1374	1913	2170
73" x 22 1/4" DB42 (LR15)	1374	1913	2170
END SPLASH – 19 1/4" and 22 1/4"			
Universal End Splash	48	74	85

See page 5 for undermount bowl dimensions

CUSTOM NATURAL GRANITE SIZES

- Available in 19 1/4" and 22 1/4" depths
- Maximum depth for Burlywood is 22 1/4"
- Oval (white, biscuit, black or stainless steel) and Rectangle (white and biscuit) bowls available
- Matching 4" loose backsplash
- Flat decks and blanks available
- Custom fabricated sink cutouts with bowl placement
- Decorative curves, radius and bump-outs require a quote
- Tops over 61" must ship with bowls installed for stability
- Backsplash will be 1 1/4" thick with 1 1/4" thickness option

3cm (1 1/4") THICKNESS OPTION

Add 30% to total list

CUSTOM – Depth up to (25 1/4")

Add 20% to total list

STANDARD CUTOUTS AND UNDERMOUNT BOWLS INSTALLED

Oval bowl (white/biscuit)	351	Rectangle bowl (white/biscuit)	429
Oval bowl (black)	351	Oval bowl (stainless steel)	514

STANDARD END – PRICE PER END OR BACK EDGE

Cut Edge (unfinished ends)	NO CHARGE	Standard Eased Edge (polished end)	98
		48" long or less	71
		Greater than 48" (lineal inch)	1.10

PROFILE OPTIONS – NON STANDARD

Finished End (19 1/4", 22 1/4")	113	Profiled rectangle cutout	554
Profiled oval cutout	509	Profiled front edge (lineal inch)	4.53

Length x Depth	Burlywood Meteorite Tiger Skin White Wheat	Elysian Rio Roca Ubatuba	Absolute Black Luna Bai Marron Desert Sandstorm Venice Gold
Length up to 25"	354	516	663
Length up to 31"	442	638	822
Length up to 37"	528	761	980
Length up to 43"	613	884	1139
Length up to 49"	700	1006	1299
Length up to 55"	785	1128	1448
Length up to 61"	870	1250	1607
Length up to 67"	956	1374	1765
Length up to 73"	1043	1497	1925
Length up to 79"	1128	1619	2085
Length up to 85"	1213	1741	2245
Length over 85"	Quote Only		
4" SPLASH MATERIAL			
Lineal Inch	5	8	9
SPLASH MATERIAL – CUSTOM END OPTION – EASED EDGE			
4" High or Less	18	18	18
Greater than 4" to 12" High	67	67	67
Greater than 12" High	98	98	98
CUSTOM – FLATWORK			
Square Inch	1.22	1.85	2.15



AVAILABLE FINISH AND STYLE CODE

Alaskan Stone	SS4312	Cloudbank	SS1002	Dandelion	SS1004	Ocean View	SS1008
Avalanche	SS7502	Coastline	SS4310	Dawn	SS1005	Sanded White Paper	SS1015
Bright White	SS1001	Confection	SS1003	Horizon	SS1006	Summit	SS8905

STANDARD SOLID SURFACE SIZES

- 19¹/₄" deep tops include small oval bowl (white or biscuit); rectangle bowl not available
- 22¹/₄" deep tops include large oval china bowl (white, biscuit or black) or rectangle (white or biscuit)
- To order 22¹/₄" top with small bowl, see custom section
- Top with bowl: 1" thick deck surface with 1/2" thick splash
- Top without bowl: 1/2" thick deck surface with 1/2" thick splash
- Standard finish: Satin; Gloss finish requires a quote
- Faucet drilling: Single 1³/₈" diameter, 4" center or 8" center (8" contoured available on oval bowl only)
- Eased edge profile
- Matching 4" loose backsplash
- Backsplash and endsplash are 1/2" thick
- Tops over 61" must ship with bowls installed for stability

Length x Depth	Bright White	Sanded White Paper	Alaskan Stone Coastline	Avalanche Cloudbank Confection Dandelion Dawn Horizon Ocean View Summit
25" x 19 1/4"	392	530	572	700
31" x 19 1/4"	466	625	688	848
37" x 19 1/4"	541	730	804	996
49" x 19 1/4"	679	942	1038	1292
25" x 22 1/4"	392	530	572	700
31" x 22 1/4"	466	625	688	848
37" x 22 1/4"	541	730	804	996
43" x 22 1/4"	614	837	922	1144
49" x 22 1/4"	679	942	1038	1292
61" x 22 1/4"***	826	1154	1282	1589
61" x 22 1/4" DB30 (LR15)	910	1240	1365	1673
61" x 22 1/4" DB36 (LR12)	910	1240	1365	1673
73" x 22 1/4" DB36 (LR18)	1060	1440	1599	1960
73" x 22 1/4" DB42 (LR15)	1060	1440	1599	1960
END SPLASH – 19¹/₄" and 22¹/₄"				
Universal End Splash	42	74	84	84

CUSTOM SOLID SURFACE SIZES

- Available in 19¹/₄" and 22¹/₄" depths
- Oval (white, biscuit, black or stainless steel) and Rectangle (white and biscuit) bowls available (Stainless steel requires a quoted price)
- Matching 4" loose backsplash
- Flat decks and blanks available
- Custom fabricated sink cutouts with bowl placement
- Decorative curves, radius and bump-outs require a quote
- Tops over 61" must ship with bowls installed for stability
- Standard finish: Satin; Gloss finish requires a quote

CUT-OUT AND UNDERMOUNT CHINA BOWL INSTALLED

Oval bowl (white/biscuit)	84
Oval bowl (black)	84
Rectangle bowl (white/biscuit)	106

STANDARD END – BACK EDGE

Standard Eased Edge (polished long back edge)	20" long or less	99
	Greater than 20" (lineal inch)	4.08

CUSTOM – Special Depth up to (25¹/₄")

Add 20% to total list

Length x Depth	Bright White	Sanded White Paper	Alaskan Stone Coastline	Avalanche Cloudbank Confection Dandelion Dawn Horizon Ocean View Summit
Length up to 25"	308	445	488	614
Length up to 31"	381	541	604	762
Length up to 37"	455	646	721	910
Length up to 43"	530	752	837	1060
Length up to 49"	593	859	955	1207
Length up to 55"	667	964	1080	1356
Length up to 61"	742	1071	1197	1503
Length up to 67"	817	1166	1314	1652
Length up to 73"	890	1271	1430	1790
Length up to 79"	964	1377	1547	1938
Length up to 85"	1038	1482	1663	2086
Length up to 91"	1102	1589	1780	2235
Length up to 97"	1176	1694	1897	2383
Length up to 103"	1250	1801	2012	2532
Length up to 109"	1323	1897	2129	2679
Length up to 115"	1397	2002	2246	2828
Length up to 121"	1473	2108	2362	2976
Length up to 127"	1547	2214	2478	3115
Length up to 133"	1611	2320	2594	3262
Length up to 139"	1685	2425	2711	3411
Length up to 144"	1748	2511	2806	3538
4" SPLASH MATERIAL				
Lineal Inch	3	4	5	5
EASED EDGE – STANDARD END OPTION				
Cost	22	42	47	53
CUSTOM – FLATWORK				
Square Inch	0.55	1.03	1.16	1.26

SOLID SURFACE – INTEGRAL SOLID SURFACE BOWL SPECIAL ORDER

AVAILABLE FINISH AND STYLE CODE

Alaskan Stone	SS4312	Cloudbank	SS1002	Dandelion	SS1004	Ocean View	SS1008
Avalanche	SS7502	Coastline	SS4310	Dawn	SS1005	Sanded White Paper	SS1015
Bright White	SS1001	Confection	SS1003	Horizon	SS1006	Summit	SS8905

STANDARD SOLID SURFACE SIZES

- 19 1/4" deep tops include small oval bowl (white or biscuit); rectangle bowl not available
- 22 1/4" deep tops include large oval bowl (white or biscuit) standard
- **Rectangle bowl (white or biscuit) available with an upcharge**
- To order 22 1/4": top with small bowl, see custom section
- 1" thick edge deck surface with 1/2" thick splash
- Faucet drilling: Single 1 3/8" diameter, 4" center or 8" center
- 8" contoured available on oval bowl only
- Eased edge profile
- Matching 4" loose backsplash
- Tops over 61" must ship with bowls installed for stability

RECTANGLE BOWL – 22 1/4" DEEP TOP

UPCHARGE	56
----------	----

Length x Depth	Bright White	Sanded White Paper	Alaskan Stone Coastline	Avalanche Cloudbank Confection Dandelion Dawn Horizon Ocean View Summit
25" x 19 1/4"	784	922	964	1090
31" x 19 1/4"	859	1016	1080	1240
37" x 19 1/4"	932	1122	1197	1388
49" x 19 1/4"	1071	1335	1430	1685
25" x 22 1/4"	784	922	964	1090
31" x 22 1/4"	859	1016	1080	1240
37" x 22 1/4"	932	1122	1197	1388
43" x 22 1/4"	1006	1227	1314	1535
49" x 22 1/4"	1071	1335	1430	1685
61" x 22 1/4" **	1218	1547	1673	1980
61" x 22 1/4" DB30 (LR15)	1694	2022	2149	2458
61" x 22 1/4" DB36 (LR12)	1694	2022	2149	2458
73" x 22 1/4" DB36 (LR18)	1842	2224	2383	2744
73" x 22 1/4" DB42 (LR15)	1842	2224	2383	2744
END SPLASH – 19 1/4" and 22 1/4"				
Universal End Splash	42	74	84	84

CUSTOM SOLID SURFACE SIZES

- Flat decks and blanks available – require a quote
- Custom fabricated sink cutouts with bowl placement
- Decorative curves, radius and bump-outs require a quote
- Tops over 61" must ship with bowls installed for stability

INTEGRAL SOLID SURFACE BOWL

Oval bowl (white/biscuit)	476	Rectangle bowl (white/biscuit)	635
---------------------------	-----	--------------------------------	-----

STANDARD END – BACK EDGE

Standard Eased Edge (polished long back edge)	20" long or less	99
	Greater than 20" (lineal inch)	4.08

CUSTOM – Special Depth up to (25 1/4")

Add 20% to total list

Length x Depth	Bright White	Sanded White Paper	Alaskan Stone Coastline	Avalanche Cloudbank Confection Dandelion Dawn Horizon Ocean View Summit
Length up to 25"	308	445	488	614
Length up to 31"	381	541	604	762
Length up to 37"	455	646	721	910
Length up to 43"	530	752	837	1060
Length up to 49"	593	859	955	1207
Length up to 55"	667	964	1080	1356
Length up to 61"	742	1071	1197	1503
Length up to 67"	817	1166	1314	1652
Length up to 73"	890	1271	1430	1790
Length up to 79"	964	1377	1547	1938
Length up to 85"	1038	1482	1663	2086
Length up to 91"	1102	1589	1780	2235
Length up to 97"	1176	1694	1897	2383
Length up to 103"	1250	1801	2012	2532
Length up to 109"	1323	1897	2129	2679
Length up to 115"	1397	2002	2246	2828
Length up to 121"	1473	2108	2362	2976
Length up to 127"	1547	2214	2478	3115
Length up to 133"	1611	2320	2594	3262
Length up to 139"	1685	2425	2711	3411
Length up to 144"	1748	2511	2806	3538
4" SPLASH MATERIAL				
Lineal Inch	3	4	5	5
EASED EDGE – STANDARD END OPTION				
Cost	22	42	47	53
CUSTOM – FLATWORK				
Square Inch	0.55	1.03	1.16	1.26

MARBLEIZED - FINISHES AND STYLE CODES

Beige/White	8	Oyster White	N101
Charcoal Carrara	C109	Silver/White	4
Concrete	N102	White Carrara	C103
Dark Brown/White	12	White/Bone	18A
Grey Carrara	C104	White/White	3

FAUX SPRAY GRANITE - FINISHES AND STYLE CODES

Baja Surf	1X	Kashmire Mist	382
Calacatta Blanco	392	Mocha	316
Calacatta Etna	391	Sand	323
Caledonia Mist	381	Steel Grey	325
Ecru	332	Tempest	9X
Fashion Grey	331	White Onyx	3X

SOLID - FINISHES AND STYLE CODES

Biscuit	1B
Solid White	3B

- One centered bowl is included in price
- DBL sizes include two bowls
- Undermount bowls require a custom top
- Tops over 61" must ship with bowls installed for stability
- Faucet drilling: Single 1 1/4" diameter, 4" center or 8" center (8" contoured available on oval bowl only)
- Standard finish: Gloss
- Integral 4" backsplash standard

STANDARD CULTURED MARBLE SIZES

Length x Depth	MARBLEIZED and SOLID	FAUX SPRAY GRANITE and ONYX	Oval	Recessed Oval
	Integral Bowl Only	Integral Bowl Only		
1917M Micro Center Bowl**	137	205	X	
1917 Mini Center Bowl***	161	242	X	
25" Corner Sink	203	304	See page 6	
2519 Center Bowl	282	422	X	X
3119 Center Bowl	230	345	X	X
3719 Center Bowl	261	393	X	X
4319 Center Bowl	300	451		X
4919 Center Bowl	336	506	X	X
2522 Center Bowl	214	320	X	X
2822 Center Bowl	242	361		X
3122 Center Bowl	242	361	X	X
3422 Center Bowl	272	410		X
3722 Center Bowl	272	410	X	X
4322 Center Bowl	310	465	X	X
4922 Center Bowl	353	530	X	X
6122 Center Bowl	438	659	X	X
END SPLASH - 19" and 22"				
End Splash 19" and 22"	35	51		

Antimicrobial Protection

Add 15% to total list

**1917M Micro - 18 1/2" x 16 1/2" deep; Oval bowl only; 2 1/4" splash

***1917 Mini - 19" x 17" deep; Oval bowl only; 2 7/8" splash

STANDARD CULTURED MARBLE SIZES

Length x Depth	MARBLEIZED and SOLID	FAUX SPRAY GRANITE and ONYX	Oval	Recessed Oval
	Integral Bowl Only	Integral Bowl Only		
4922 DB24 (LR12)	530	795	X	X
6122 Offset 15	455	682	X	X
6122 DB30 (LR15)	614	922	X	X
6122 DB36 (LR12)	614	922	X	X
7322 DB36 (LR18)	736	1104	X	X
7322 DB42 (LR15)	736	1104	X	X
7322 DB48 (LR12)	736	1104	X	X
8522 DB36 (LR24)	868	1302	X	X
8522 DB42 (LR21)	868	1302	X	X
8522 DB48 (LR18)	868	1302	X	X
8522 DB54 (LR15)	868	1302	X	X
8522 DB60 (LR12)	868	1302	X	X
END SPLASH - 19" and 22"				
End splash	35	51		

Antimicrobial Protection

Add 15% to total list

See page 6 for integral bowl dimension

Flush Rectangle, Wave and ADA Bowls available as custom

CUSTOM CULTURED MARBLE SIZES

- Available in 17", 19" and 22" depths unless denoted
- Available with integral, integral ADA, or undermount bowls
- Integral bowls come with overflow
- **Integral Bowls:** One centered bowl included in price
- **Undermount Bowls:** Bowl is not included in price.
- **Integral Two Tone:** Pair any solid color bowl with any color vanity top.
- Two Tone is available as a custom top with oval, flush rectangle and wave bowl only
- See bowl options for added charge
- Tops over 61" must ship with bowls installed for stability

BOWL OPTIONS

Option	Availability	Marbleized and Solid	Faux Spray Granite and Onyx
Offset Bowl Charge	Integral and Undermount	21	30
Integral Two Tone	Integral only	179	179
Extra bowl	Integral only	253	380
Oval - White or Biscuit (22" and 19")	Undermount only	238	238
Oval - Black (22")	Undermount only	238	238
Rectangle - White or Biscuit (22")	Undermount only	238	238
Oval - Stainless Steel (22")	Undermount only	406	406

OPTIONS and ADD-ONS

Finished End	Integral and Undermount	49	72
Wing over Cut-Back	Integral and Undermount	100	149
Radius Corner	Integral and Undermount	100	149
Flat Work/Square Inch	Integral and Undermount	0.78	1.17

UPCHARGES

Non standard depths up to 25"	50%	50%
Satin Finish - All Solid/Marbleized, Spray and Onyx Colors	20%	20%
Custom Cutout - Template Cutout or Special Color	Quote Only	

STANDARD END - BACK EDGE

Standard Eased Edge (polished long back edge)	32" long or less	64	—
	Greater than 32" (lineal inch)	1.68	—
	16" long or less	—	64
	Greater than 16" (lineal inch)	—	3.32

Antimicrobial Protection

Add 15% to total list

Length	MARBLEIZED and SOLID	FAUX SPRAY GRANITE and ONYX
Length up to 25"	264	397
Length up to 31"	299	447
Length up to 37"	337	506
Length up to 43"	384	576
Length up to 49"	438	657
Length up to 55"	489	735
Length up to 61"	543	814
Length up to 67"	616	925
Length up to 73"	691	1034
Length up to 79"	764	1146
Length up to 85"	837	1255
Length up to 91"	911	1366
Length up to 97"	984	1477
Length up to 103"	1058	1588
Length up to 109"	1132	1697
Length up to 115"	1205	1809
Length up to 121"	1278	1919
*Length up to 127"	1352	2029
*Length up to 133"	1426	2139
*Length up to 139"	1500	2250
*Length up to 144"	1573	2360

* Available in 22" depths only

WOLF VANITY TOPS | 5-YEAR LIMITED WARRANTY

Wolf Vanity Tops have been manufactured under the highest standards of quality and workmanship.

GENERAL WARRANTY GUIDELINES

Should Wolf Vanity Tops fail within 5 years of date of purchase due to defects in the material or workmanship under normal use, Wolf, in its discretion, will repair or provide the parts necessary to replace the defective products. This warranty is only applicable to products used in residential applications in the United States and is not transferable.

This warranty does not cover products that are misused, abused, mishandled, improperly installed, improperly stored, changed, modified or subject to extreme temperatures or extreme moisture levels, or normal wear and tear. This warranty is not valid for products used for any purpose other than the purpose for which they were originally intended. This warranty does not cover the cost of installation, removal, subsequent damage or transportation of the defective product, regardless of whether the work was performed by a contractor, service company or the consumer.

Variations in color and veining are a natural characteristic of the product. Color changes also may result from exposure to light, heat, smoke, household cleaners, and other elements and environmental conditions that are part of the aging process. These material variations and changes are not covered by this warranty. Wolf reserves the right to substitute discontinued product with the most similar product in styling and color available at the time a claim is submitted.

THIS WARRANTY IS THE EXCLUSIVE WARRANTY OF WOLF AND IS IN LIEU OF AND WOLF DISCLAIMS ALL OTHER WARRANTIES, EXPRESS OR IMPLIED, INCLUDING THE IMPLIED WARRANTIES OF MERCHANTABILITY AND FITNESS FOR A PARTICULAR PURPOSE.

Some states do not allow the exclusion or limitation of incidental or consequential damages, so the above limitations or exclusions may not apply to you. This warranty gives you specific legal rights and you may also have other rights that vary from state to state.

To submit a claim under this warranty, contact your nearest Wolf Vanity Tops dealer or send a letter explaining the defect along with photos and a dated sales receipt as proof of purchase to the address below. To submit a claim under this warranty, contact:

WOLF Vanity Tops
Attn: Warranty Claims
20 West Market Street
York, PA 17401
800-234-9653





TRANSFORMING
HOMES FOR OVER

175
— YEARS —

Wolf Home Products® is an innovator in the building products industry. Transforming homes for more than 175 years, Wolf Home Products has been the preferred home building products brand by families across North America who value the importance of their home and time together to build lasting memories in the spaces they enjoy most. With a vast inventory of kitchen and bath, outdoor living and building products, Wolf Home Products delivers orders in a fraction of the time, ensuring unparalleled value when and where customers need it. Wolf stands behind its service, cultivated with years of business experience into a total satisfaction guarantee.



Find us on Instagram @[wolfhomeproducts](https://www.instagram.com/wolfhomeproducts) for inspiration on your next project!



Kitchen & Bath



Outdoor Living



Building Products

[wolfhomeproducts.com](https://www.wolfhomeproducts.com) | © 2021 Wolf Home Products. All Rights Reserved.

All photos and colors are representative of product. Please review an actual product sample with your dealer before making your final selection.

